

Becoming an Engaged Citizen


Advocate for Change!

Advocacy fuels change.

It's about people uniting, demanding rights, and challenging unjust systems.

Take **MKSS** in Rajasthan: a local struggle became a nationwide movement, leading to the **Right to Information Act!**

Advocacy is vital because our voices bring about the change we seek!



Petitions and Letters

Petition and Letters describe issues, provide evidence, and propose policy changes.

Take the 2020 example: *Environmental Impact Notification* sought public comments, but in limited languages and with a short deadline. Youth-led groups like Fridays For Future rallied millions, demanding inclusivity.

Result? **Extended deadline and publication in 22 languages!**

Our words ignite change.



Creating Collectives for Change

Youth have the power to make a difference.

Start your own groups, societies, initiatives, and organizations to collaborate with policymakers and contribute to policy-making.

Take inspiration from initiatives like **Haqdarshak, Civis, Samagra, Swaniti Initiative, Maadhyam initiative, YLAC, Jhatka, and more.**



Spreading Awareness

Meetings and Seminars

Organizing meetings and seminars creates awareness among a broader audience. It fosters networks of support for your advocacy efforts and generates valuable evidence and research to strengthen your cause.

Mobilizing for Impact

Online platforms like **Change.org** provide a platform to start petitions and gather signatures from concerned citizens. By rallying support and creating pressure on policymakers, you can push for change

You can leverage the power of technology to make your voices heard!



Amplifying Impact

Through Media and Social Channels

Press conferences, articles, news interviews, and social media campaigns can raise visibility and create awareness around policy issues. Engaging supporters amplifies your message, generating crucial support and compelling policymakers to take decisive action.

Inspiring Change through Creativity

Art, poetry, songs, and posters have the power to engage citizens and policymakers with our demands. By using creative expressions, you can captivate hearts, convey powerful messages, and ignite transformative conversations.



Powering Change through Activism

Amplifying Our Discontent

Peaceful protests are a legitimate means to express discontent, achieved significant change in India. In 2011, **India Against Corruption**, driven by passionate youth, peacefully rallied nationwide for the Lokpal Bill, demanding an anti-corruption law. The protests succeeded, leading to the bill's passage by Parliament in 2013

Petition the Court

Jhatkaa, a youth-led campaign organization in Bangalore, took a legal route to influence policies. Petitioning for an urban mobility law, they engaged with MLAs, submitted petitions, and catalyzed the **Bengaluru Metropolitan Land Transport Authority Bill** in 2022.



Filing an RTI


Introduction

Empower Yourself with RTI!

Your role doesn't end with choosing a representative!

Just like you'd ask for updates on your dream house, you can now ask the government questions too!

Thanks to the **Right to Information Act**, any Indian citizen can seek answers from the government on matters it is responsible for.



Unleash the Power of RTI!

The **Right to Information Act** allows you to seek various types of information related to any Act, policy, or decision of a public authority.

You can request internal memos, emails, opinions, advices, press releases, circulars, orders, papers regarding official proceedings, samples, and more!

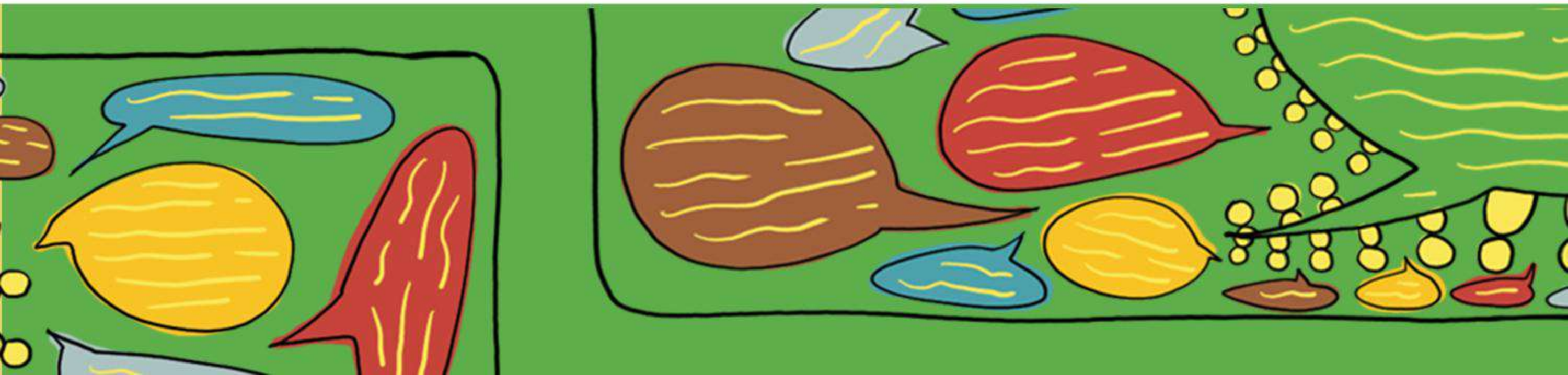


Step 1:

Find the Right Authority!

Identify the **correct public authority** and the **Public Information Officer (PIO)** who can provide the information you need under the RTI Act.

Research and determine which department or office is responsible for the information you seek.



Step 2:

Craft Your RTI Application!

Write the application in straightforward language for better understanding. Keep it Simple and Clear.

Mention the Following Details:

- **Your Name:** Clearly state your name for identification.
- **Address:** Provide your address so the response can reach you.
- **Mode of Payment:** Specify the payment method for the RTI application (usually Rs 10).
- **Contact Details:** Include your contact info if you wish to inspect or receive copies of the records.

A well-written application opens doors to information!



Step 3:

Submit Your Application!


Offline or Online

Choose your way! Submit your RTI application either offline through post or online via the government portal.

Helpline Assistance

Seek help from RTI helplines, such as **Mahiti Adhikar Gujarat Pahel** in **Gujarat**, for guidance and support.

Exercise Your Right! Make your voice heard and access information through RTI!





Step 2:

Make the Payment!

Make a payment of **Rs 10** and submit the application fee **online** or **through a money order** at any post office.

If you belong to the **Below Poverty Line (BPL)** category, you can be exempted from the fee. You would have to provide valid proof of your BPL status to claim the exemption.

A small fee for valuable information, unless you qualify for an exemption!



Tips for Effective RTI Requests!

- Avoid seeking info under sections 8 or 9 of the RTI Act, where disclosure is exempted.
- Verify if the info you need is already public or on the authority's website
- Request only info held by the public authority to ensure a focused inquiry.
- Respect Time Limits! Seek info that can be provided within the stipulated time and doesn't burden them.
- Seek info related to public interest or activity to promote transparency.
- Avoid Misuse! Don't file frivolous, vexatious, or malicious applications



Points to Ponder

Ever heard of someone filing an RTI?

What did they inquire about? How did it turn out?

Have you filed an RTI before? Share your experience with us!

Have an issue in mind for RTI?

How will you research it?

